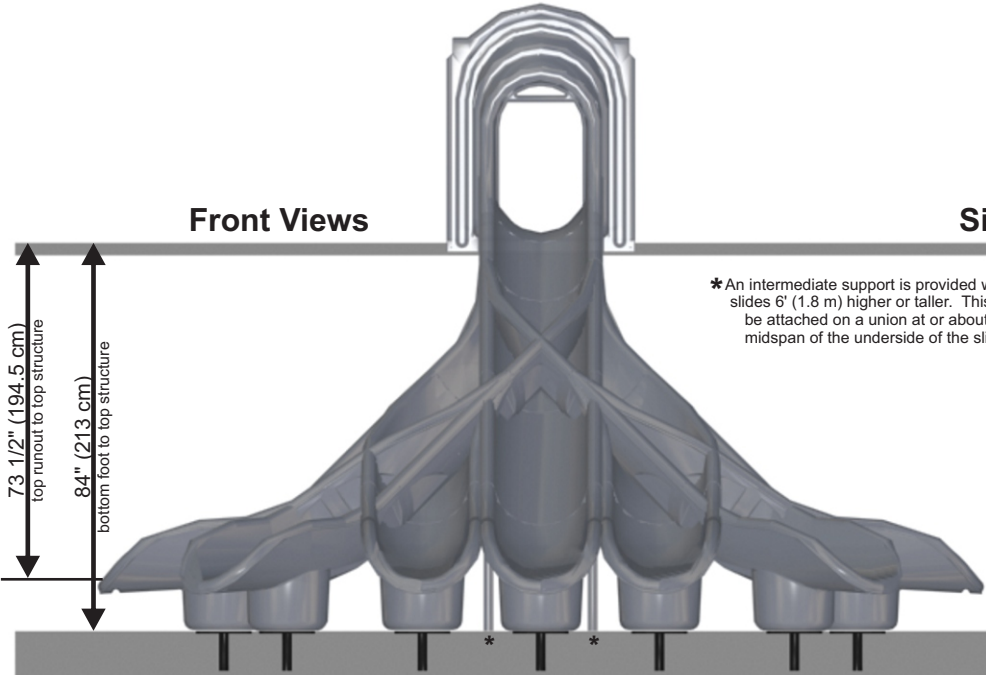
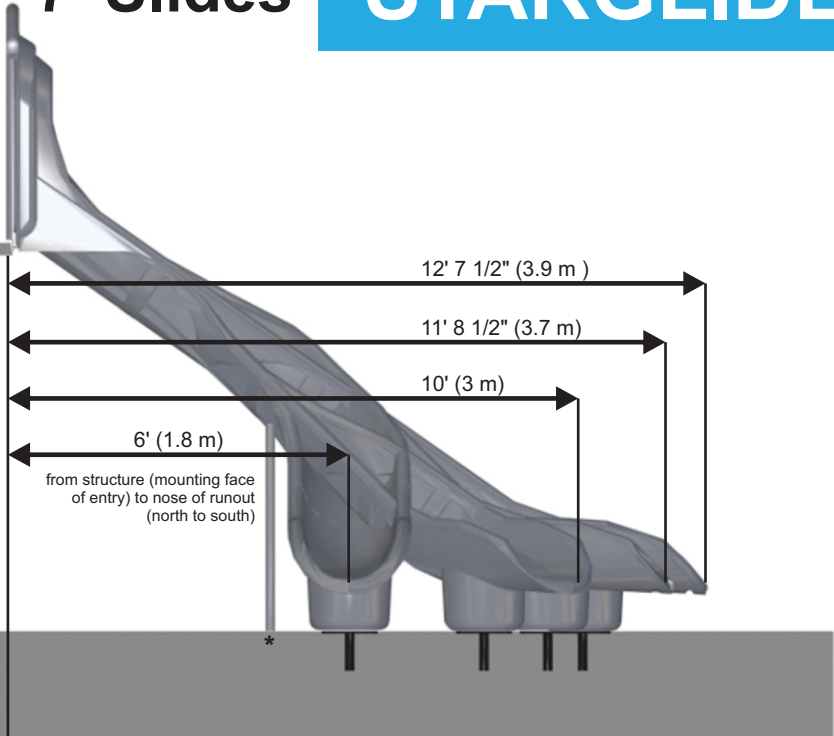


7' Slides **STARGLIDE**

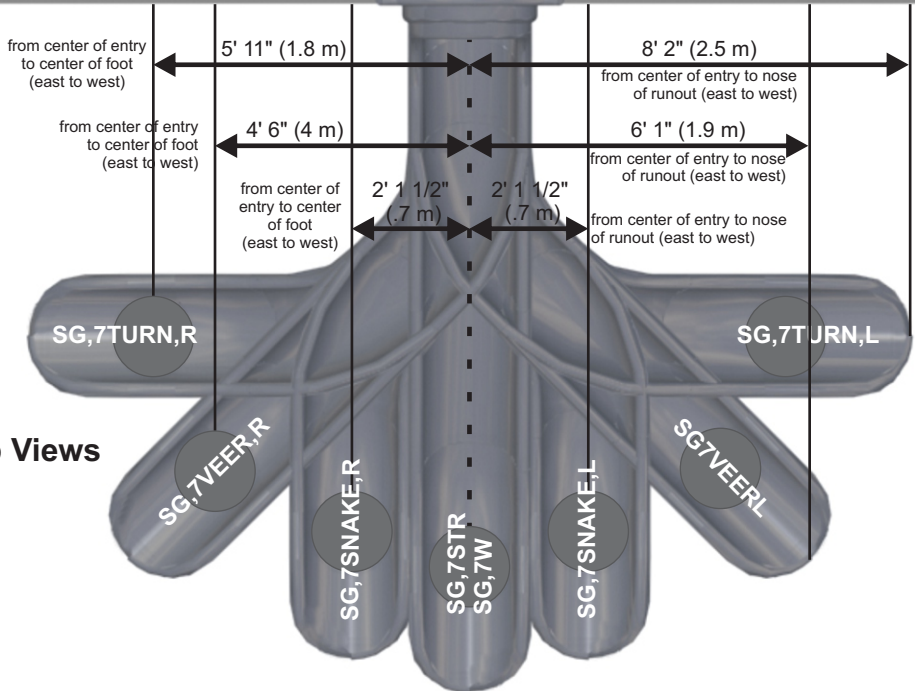
Front Views



Side Views



*An intermediate support is provided with all slides 6' (1.8 m) higher or taller. This is to be attached on a union at or about the midspan of the underside of the slide.



(to view install order of parts required please see details on back of page)

Dimensions are approximate.



SPI Plastics Inc.
1-800-269-6533 or 1-519-935-2211
www.spiplastics.com

7' Slides



Slide Configurations Include		
Description	Part #	Includes (Install Order)
Starglide 7' Snake Left	SG,7SNAKE,L	1 - SG,ENTRANCE 1 - SG,TURN,LEFT 1 - SG,TURN,RIGHT 1 - SG,EXIT 1 - SG,SUPPORT 3 - SG,HARDWARE
Starglide 7' Snake Right	SG,7SNAKE,R	1 - SG,ENTRANCE 1 - SG,TURN,RIGHT 1 - SG,TURN,LEFT 1 - SG,EXIT 1 - SG,SUPPORT 3 - SG,HARDWARE
Starglide 7' Straight	SG,7STR	1 - SG,ENTRANCE 2 - SG,STR,DOUBLE 1 - SG,EXIT 1 - SG,SUPPORT 3 - SG,HARDWARE
Starglide 7' Turn Left	SG,7TURN,L	1 - SG,ENTRANCE 2 - SG,TURN,LEFT 1 - SG,EXIT 1 - SG,SUPPORT 3 - SG,HARDWARE
Starglide 7' Turn Right	SG,7TURN,R	1 - SG,ENTRANCE 2 - SG,TURN,RIGHT 1 - SG,EXIT 1 - SG,SUPPORT 3 - SG,HARDWARE

Slide Configurations Include		
Description	Part #	Includes (Install Order)
Starglide 7' Veer Left	SG,7VEER,L	1 - SG,ENTRANCE 1 - SG,TURN,LEFT 1 - SG,STR,DOUBLE 1 - SG,EXIT 1 - SG,SUPPORT 3 - SG,HARDWARE
Starglide 7' Veer Right	SG,7VEER,R	1 - SG,ENTRANCE 1 - SG,TURN,RIGHT 1 - SG,STR,DOUBLE 1 - SG,EXIT 1 - SG,SUPPORT 3 - SG,HARDWARE
Starglide 7' Wave	SG,7W	1 - SG,ENTRANCE 2 - SG,WAVE 1 - SG,EXIT 1 - SG,SUPPORT 3 - SG,HARDWARE